

<b>Meeting:</b>	Executive
<b>Meeting date:</b>	14/11/2024
<b>Report of:</b>	Debbie Mitchell Director of Finance
<b>Portfolio of:</b>	Councillor Katie Lomas - Executive Member for Finance, Performance, Major Projects, Human Rights, Equality & Inclusion

## **Decision Report: Treasury Management Mid-Year Review and Prudential Indicators 2024/25.**

### **Subject of Report**

1. The purpose of this report is to provide a regular update to the Executive Member for Finance on Treasury Management activity for the first half of the 2024/25 financial year and to provide the latest update of the Prudential Indicators which are included at Annex A to this report.

### **Benefits and Challenges**

2. Treasury Management is the effective management of the Council's cash flow. Doing this effectively protects the Council from risks and ensures the ability to meet spending commitments as they fall due.

### **Policy Basis for Decision**

3. The CIPFA (Chartered Institute of Public Finance and Accountancy) Code of Practice for Treasury Management 2021 requires that full Council be updated with, review and approve, as a minimum three reports annually. These reports are the Treasury Management Strategy Statement setting out policy for the forthcoming year, a mid-year review report, and an annual report detailing the treasury activities and performance for the previous year. Quarterly reports are also required to provide an update on treasury management activities and can be assigned to a designated committee or member as deemed appropriate.

4. This report is the Treasury Management mid-year report covering the period 1 April 2024 to 30 September 2024 and detailing the activities and performance so far, and the monitoring and update of the Prudential Indicators. This report ensures this Council is implementing best practice in accordance with the Code.

## **Financial Strategy Implications**

5. The Treasury Management function is responsible for the effective management of the Council's investments, cash flows, banking, and money market transactions. It also considers the effective control of the risks associated with those activities and ensures optimum performance within those risk parameters.

## **Recommendation and Reasons**

6. Executive is asked to note:
  - The 2024/25 Treasury Management activity to date up to the period ending 30<sup>th</sup> September 2024.
  - The Prudential Indicators outlined in Annex A (updated where applicable) and note the compliance with all indicators.

Reason: To ensure the continued effective operation and performance of the Council's Treasury Management function and ensure that all Council treasury activity is prudent, affordable and sustainable and complies with policies set.

7. It is a statutory duty for the Council to determine and keep under review the affordable borrowing limits. During the first half of the 2024/25 financial year, the Council has operated within the Treasury and Prudential Indicators set out in the Council's Treasury Management Strategy Statement for 2024/25.
8. There are no policy changes to the Treasury Management Strategy Statement 2024/25 for members to agree and approve; the details in this report update the Treasury Management position and Prudential Indicators in the light of the updated economic position and budgetary changes already approved.

## **Background**

9. This mid-year Treasury Management report has been prepared in compliance with the Chartered Institute of Public Finance and Accountancy's (CIPFA) Code of Practice on Treasury Management, and covers the following:
  - A brief economic update for the first half of the 2024/25 financial year.
  - A review of the Treasury Management Strategy Statement and Annual Investment Strategy.

- A review of the treasury position at 30<sup>th</sup> September 2024.
- A review of the Council's investment portfolio.
- A review of the Council's borrowing strategy.
- A review of compliance with the Treasury and Prudential Limits.
- An update to the prudential indicators (set out at Annex A).

## **Economic Update**

10. The first half of the 2024/25 financial year saw:
- The Bank of England announce a base rate cut of 0.25% from 5.25% to 5% on 1<sup>st</sup> August 2024. The Bank of England's Monetary Policy Committee (MPC) voted by a majority of 5–4 in favour of the cut.
  - Consumer Prices Index (CPI) inflation at 2.2% in July and August after hitting the 2% target in June. Inflation is expected to increase to around 2.5% towards the end of 2024, but this is seen as a temporary pick up as declines in energy prices from last year fall out of the annual comparison.
  - Services CPI remaining elevated at 5.6% in August above its long-run average of 3.5%. Core CPI Inflation was 3.6% in August.
  - A further easing of wage growth as the headline 3myy rate fell from 4.6% in June to 4% in July.
  - Gross Domestic Product (GDP) growth stagnating in June and July, pointing to a mild slowdown in GDP growth.
  - 10 year gilt yields falling to 4% in September.
11. In its latest monetary policy meeting ending on 18<sup>th</sup> September 2024, the Bank of England's MPC voted by a majority of 8–1 to maintain the base rate at 5.00% continuing their gradual approach to removing policy restraint. It has been reiterated by the MPC that Monetary policy will need to continue to remain restrictive for sufficiently long until the risks to inflation returning sustainably to the 2% target in the medium term have dissipated further so that inflation does not become embedded above the 2% target. The Committee advised it continues to monitor closely the risks of inflation persistence and will decide the appropriate degree of monetary policy restrictiveness at each forthcoming meeting. In line with this message, Markets are predicting the next base rate cut to come at the November meeting.

## **Interest Rate Forecast**

12. Current interest rates and the future direction of both long term and short term interest rates have a major influence on the overall Treasury Management strategy and affects both investment and borrowing decisions.
13. Table 1 is Link Groups Interest Rate forecast at 1<sup>st</sup> August 2024 for both the bank base rate and long-term Public Works Loans Board (PWLB) Certainty borrowing rates (gilt yields plus 80 bps).

	Bank rate %	PWLB borrowing rates % (including certainty rate adjustment)			
		5 year	10 year	25 year	50 year
Dec 2024	4.50	4.50	4.60	5.00	4.80
Mar 2025	4.00	4.30	4.40	4.80	4.60
Jun 2025	3.50	4.10	4.30	4.70	4.50
Sep 2025	3.25	4.00	4.10	4.50	4.30
Dec 2025	3.25	3.90	4.10	4.50	4.20
Mar 2026	3.25	3.90	4.10	4.40	4.20
Jun 2026	3.25	3.90	4.00	4.40	4.20
Sep 2026	3.00	3.90	4.00	4.40	4.20
Dec 2026	3.00	3.90	4.00	4.30	4.10
Mar 2027	3.00	3.80	3.90	4.30	4.10

**Table 1 – Link’s interest rate forecast as at 1<sup>st</sup> August 2024**

14. Market expectations are that there will be gradual cuts to the base rate in the next couple of years. With the MPC voting to hold rates at 5% in September 2024, November 2024 is seen as the next likely cut to bank rate. Prior to the November MPC meeting the Chancellors Autumn Budget is due to take place on 30<sup>th</sup> October 2024 which could have a bearing on how the UK economy, and the direction of bank rate, will proceed.

## Treasury Management Strategy Statement 2024/25

15. Full Council approved the Treasury Management Strategy Statement for 2024/25 on 22<sup>nd</sup> February 2024. Details can be viewed here <https://democracy.york.gov.uk/ieListDocuments.aspx?CId=331&MID=13928#A167008> and here <https://democracy.york.gov.uk/ieListDocuments.aspx?CId=733&MId=13934&Ver=4>.
16. There are no investment policy changes and the details in this report do not amend the Statement.

## Overall Treasury Position 30<sup>th</sup> September 2024

17. Table 2 shows the Councils net Treasury debt and investment position for the period ending 30<sup>th</sup> September 2024, shown with the 2023/24 financial year end position.

	30/09/24	30/09/24	31/03/2024	31/03/2024
	Principal	Average Rate	Principal	Average Rate
General Fund Borrowing	£185.79m	3.51%	£175.79m	3.42%

Housing Revenue Account (HRA) Borrowing	£149.26m	3.32%	£149.26m	3.31%
<b>Total Borrowing</b>	<b>£335.05m</b>	<b>3.43%</b>	<b>£325.05m</b>	<b>3.37%</b>
Other Long-term Liabilities	£40.66m		£41.74m	
<b>Total External Debt</b>	<b>£375.71m</b>		<b>£366.79m</b>	
Investment balance	£22.76m	5.07%	£5.04m	4.86%
<b>Debt less Investments</b>	<b>£352.95m</b>		<b>£361.75m</b>	

**Table 2 Summary of the current Treasury position 30<sup>th</sup> September 2024**

## Investment Portfolio

18. The Treasury Management Strategy Statement includes the Council's Annual Investment Strategy outlining the Council's investment priorities as follows:

- Security of capital
- Liquidity
- Yield

Environmental, Social & Governance (ESG) criteria, will be considered as a fourth criteria after the fulfilment of the three core investment priorities.

19. The Council's investment policy is governed by MHCLG guidance and sets out the approach for choosing investment counterparties based on credit ratings provided by the three main credit rating agencies, supplemented by additional market data, (such as rating outlooks, credit default swaps, bank share prices etc.). The Council will also consider environmental, social and governance factors when placing investments after the core investment priorities of security, liquidity and yield have been assessed.

20. The Council continues to aim to achieve the optimum return (yield) on investments commensurate with the proper levels of security and liquidity and the Council's risk appetite. The Council had no liquidity difficulties during the first half of the 2024/25 financial year.

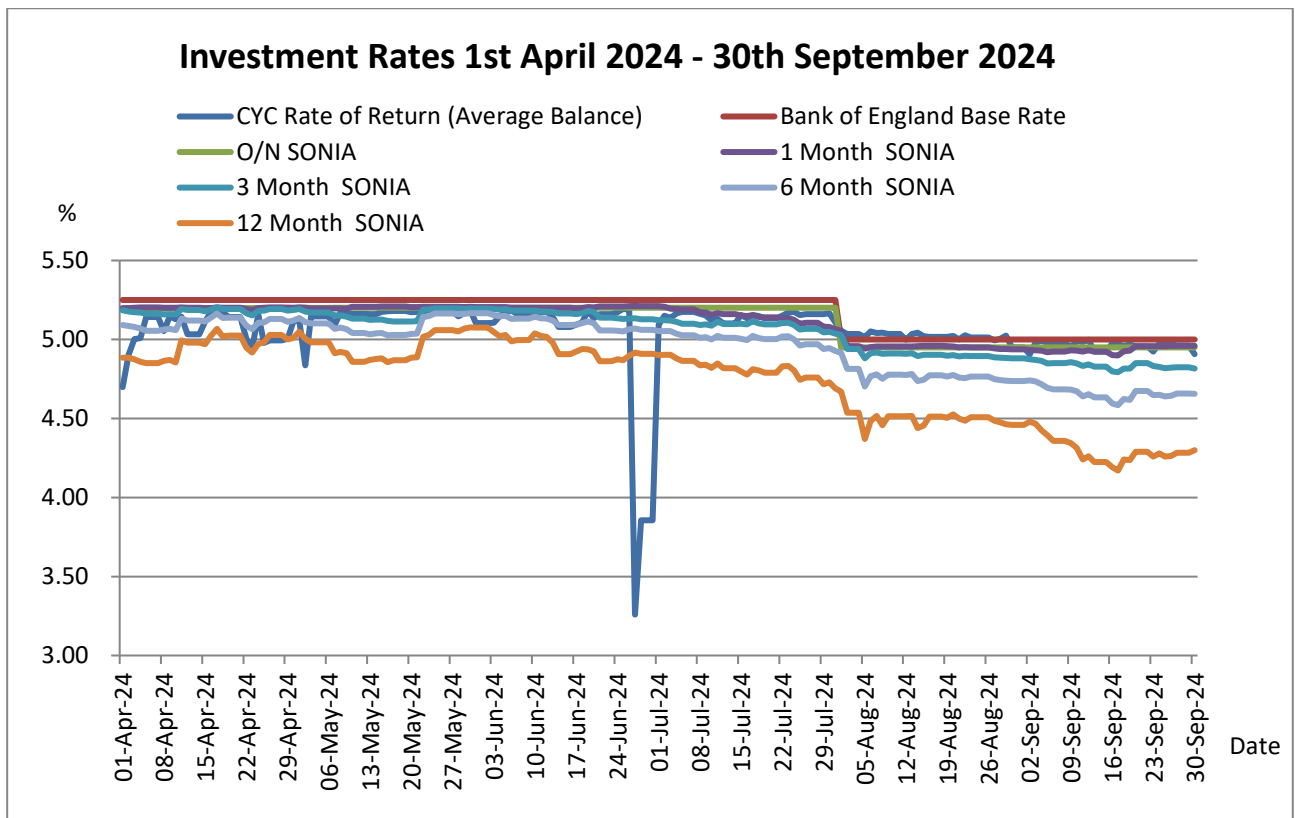
21. Investment returns the Council earns on its surplus cash is dependent on the level of cash held for investment purposes, cash backed reserves and cash flow requirements which is due to the timing of precept payments, receipt of grants, receipt of developer contributions, borrowing for capital purposes, payments to its suppliers of goods and services and spend progress on the Capital Programme. Cash balances are therefore only available on a temporary basis depending on cash flow movement.

22. During the first half of the year up to 30<sup>th</sup> September 2024, the level of cash balances has been roughly similar when compared to the same period last year due to a similar profile of receipts and payments.
23. The average level of cash balances available for investment purposes in the first half of the year up to 30<sup>th</sup> September 2024 was £32.02m (£30.90m for period ending 30<sup>th</sup> September 2023). The average rate of return earned on cash balances in this period was 5.07% (4.66% for period ending 30<sup>th</sup> September 2023).
24. The Council uses a benchmark indicator to assess the Councils investment performance, and this is the average Sterling Overnight Index Average (SONIA). SONIA is based on actual transactions reflecting the average of the interest rates that banks pay to borrow sterling overnight.
25. The Council's average rate of return for the period 1<sup>st</sup> April 2024 to 30<sup>th</sup> September 2024 is in table 3.

	<b>2024/25 (Quarter 1-2)</b>	<b>2023/24 (Quarter 1-2)</b>	<b>2023/24 (Full year)</b>
Average CYC Rate of Return	5.07%	4.66%	4.86%
<b><u>Benchmark</u></b>			
Average Overnight SONIA	5.12%	4.73%	4.96%

**Table 3: CYCs investment rate of return performance vs. SONIA benchmark**

26. The average rate of return achieved for invested cash during the first half of 2024/25 has remained below the average overnight SONIA rate due to the Council keeping cash in highly liquid Money Market Funds which provide instant access to cash.
27. Figure 1 shows the average SONIA rates for a number of investment durations compared with the Bank of England base rate and the Council's rate of return achieved in the first half of 2024/25. It shows that the Councils average rate of return is tracking lower than, but broadly in line with, both Bank base rate and overnight SONIA rate. This is expected as cash has been held in liquid funds.



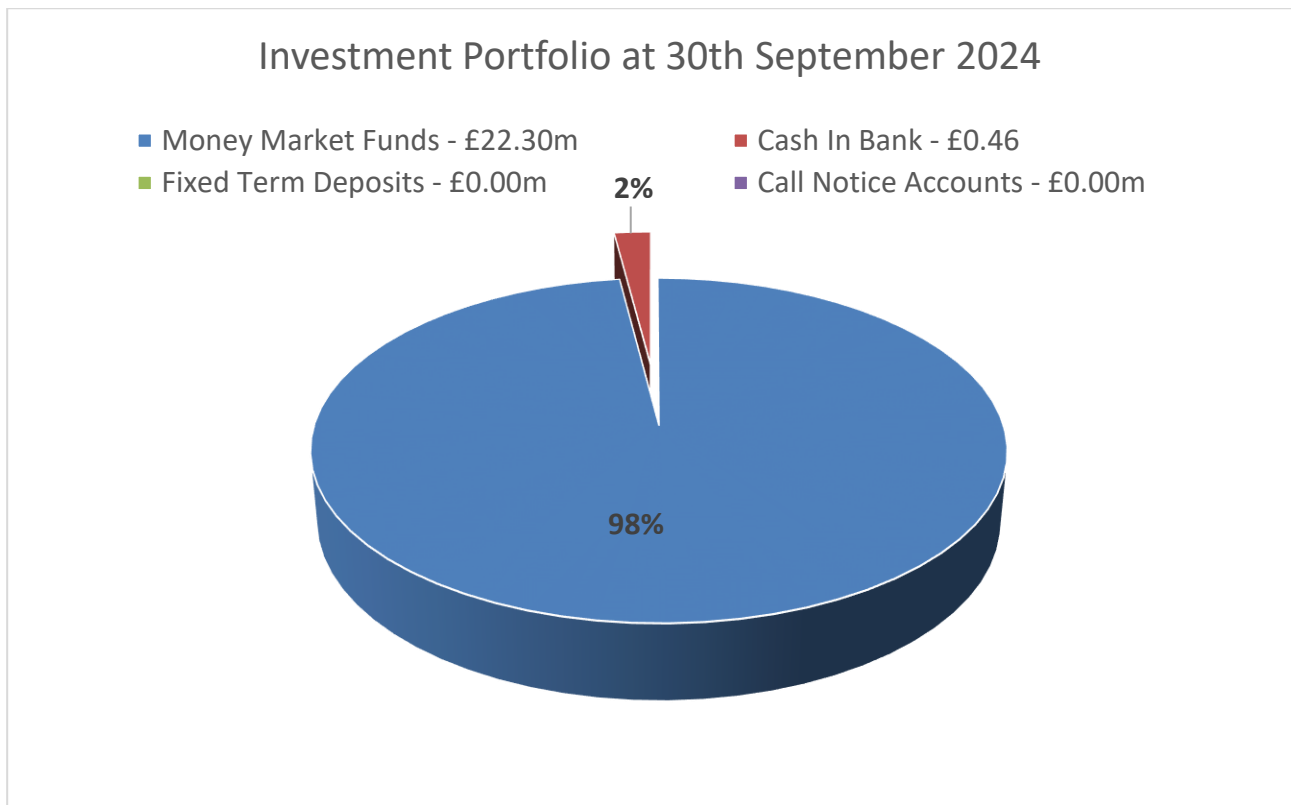
**Figure 1 CYC Rate of Return vs Bank of England base rate and SONIA up to 30<sup>th</sup> September 2024**

28. Table 4 shows the current fixed term investments at 30<sup>th</sup> September 2024.

<b>Institution Type</b>	<b>Principal Balance 30/09/24</b>	<b>Average Balance 01/04/24-30/09/24</b>	<b>Average Rate</b>
Fixed Term Deposits	£0.00m	£0.00m	0.00%
Call / Notice	£0.00m	£0.00m	0.00%
Money Market Funds	£22.30m	£31.48m	5.16%
Cash in bank	£0.46m	£0.55m	0.00%
<b>Total Investments</b>	<b>£22.76m</b>	<b>£32.03m</b>	<b>5.07%</b>

**Table 4: Investment Portfolio by type at 30<sup>th</sup> September 2024**

29. Figure 2 shows the investments portfolio held corporately by the Councils Treasury Management team split by cash in bank, deposits in short term call accounts, fixed term investments and Money Market Funds. Money Market Funds used have an AAAM credit rating and the cash in bank account has an AA- credit rating.



**Figure 2 Investment Portfolio by type at 30<sup>th</sup> September 2024**

30. The Council is using its cash balances to delay taking on long-term borrowing. The overall effect of using cash balances to support the Council's under-borrowed CFR position is that as cash balances are used there is less cash available for longer term investment and cash balances are held in more liquid funds meaning lower interest returns.
31. Opportunities that arise for notice and fixed investments which could generate higher yields are considered in terms of the Council's short to medium term cash flow requirement and its under borrowed CFR position.

## **Borrowing Requirement and Debt**

32. The Council undertakes long-term borrowing in accordance with the investment requirements of the capital programme and all borrowing is therefore secured for the purpose of its asset base.
33. Under regulation, the Council can borrow in advance of need and Markets are therefore constantly monitored and analysed to ensure that advantage is taken of favourable rates and the increased borrowing requirement is not as dependant on interest rates in any one year.
34. The level of borrowing taken by the Council is determined by the Capital Financing Requirement (CFR) which is the Council's underlying need to borrow for capital expenditure purposes. Borrowing needs to be affordable, sustainable, and prudent.



35. On the reverse side, the Council's level of borrowing can also be below the Capital Financing Requirement. This would mean that instead of increasing the Council's level of borrowing, surplus funds held for investment purposes would be utilised.
36. Table 5 shows the Council's underlying need to borrow to finance capital expenditure (the CFR).

	<b>31 March 2025 Projected (30<sup>th</sup> Sep 2024)</b>	<b>31 March 2025 Budget (As at TMSS)</b>	<b>31 March 2024 Actual (As at Outturn)</b>
CFR General Fund	£342.21m	£399.76m	£313.16m
CFR HRA	£149.33m	£149.33m	£147.34m
CFR Other Long-term Liabilities	£43.29m	£43.21m	£41.74m
<b>Total CFR</b>	<b>£534.83m</b>	<b>£592.30m</b>	<b>£502.24m</b>

**Table 5 Capital Financing Requirement at 30<sup>th</sup> September 2024**

37. The borrowing strategy takes into account the borrowing requirement, the current economic and market environments, and is also influenced by the interest rate forecasts.
38. During the first half of 2024/25, the Council has maintained its under-borrowed position. This meant that the capital borrowing need, (the CFR) has not been fully funded with loan debt, and cash supporting the Council's reserves, balances and cash flow has continued to be used as an interim measure to fund the capital programme. The under-borrowed position can be seen on the Councils Liability Benchmark graph as shown by the gap between the loans outstanding and CFR.
39. While this strategy is still prudent in 2024/25 as long-term borrowing rates have remained elevated across the curve, where debt is required to finance the capital programme the Treasury team will look at temporary and short-term borrowing options if internal borrowing cannot be maintained. Where there are opportunities to draw down long term debt at more favourable rates, through either PWLB or market borrowing, these will be considered in order to try to minimise the longer-term impact of debt costs.
40. In the first half of 2024/25 the Council took new debt to replace used cash balances. Short term debt was taken from the PWLB which will require refinancing in early 2025/26 (see Table 7). This has increased the Council's refinancing interest rate risk as a greater proportion of its overall debt will mature in late 2024/25 and early 2025/26 (see figure 4) but this is still within the approved maturity limits set as part of Prudential Indicator 8. The decision to take short term debt from PWLB was felt prudent as forecasted borrowing

rates showed a decrease in the second half of 2024/25. If this occurs, then borrowing rates should be cheaper when refinancing this short-term debt.

## Borrowing Portfolio

41. The Councils long-term borrowing started the year at a level of £325.05m. The current borrowing portfolio position as at 30<sup>th</sup> September 2024 is £335.05m.

	30 <sup>th</sup> September 2024			31 <sup>st</sup> March 2024		
Institution Type	No. of Loans	Principal	Average Rate	No. of Loans	Principal	Average Rate
<b><u>Public Works Loan Board</u></b> PWLB – Money borrowed from the Debt Management Office (HM Treasury)	60	£327.70m	3.44%	59	£317.70m	3.38%
<b><u>Market Loans</u></b> LOBO Loans – Lender Option Borrower Option	1	£5.00m	3.88%	1	£5.00m	3.88%
<b><u>West Yorkshire Combined Authority</u></b> WYCA – Zero interest loans the purpose of which are to help to fund York Central infrastructure projects.	4	£2.35m	0.00%	4	£2.35m	0.00%
<b>Total Borrowing (GF &amp; HRA)</b>	<b>65</b>	<b>£335.05m</b>	<b>3.43%</b>	<b>64</b>	<b>£325.05m</b>	<b>3.37%</b>

**Table 6 Current borrowing position at 30<sup>th</sup> September 2024**

42. During the first half of 2024/25 financial year one new loan was taken totalling £10.00m. This is detailed in Table 7 below. This borrowing was anticipated because of continued capital expenditure, the increasing CFR and the decrease in cash balances as a result of internal borrowing.

Lender	Issue Date	Repayment Date	Amount	Rate	Duration (years)
PWLB	30/04/2024	30/04/2025	£10.00m	5.39%	1.00
			<b>£10.00m</b>		

### Table 7 New loans up to 30<sup>th</sup> September 2024

43. During the first half of 2024/25 no existing loans have matured. The next loan maturity is due on 13<sup>th</sup> October 2024.

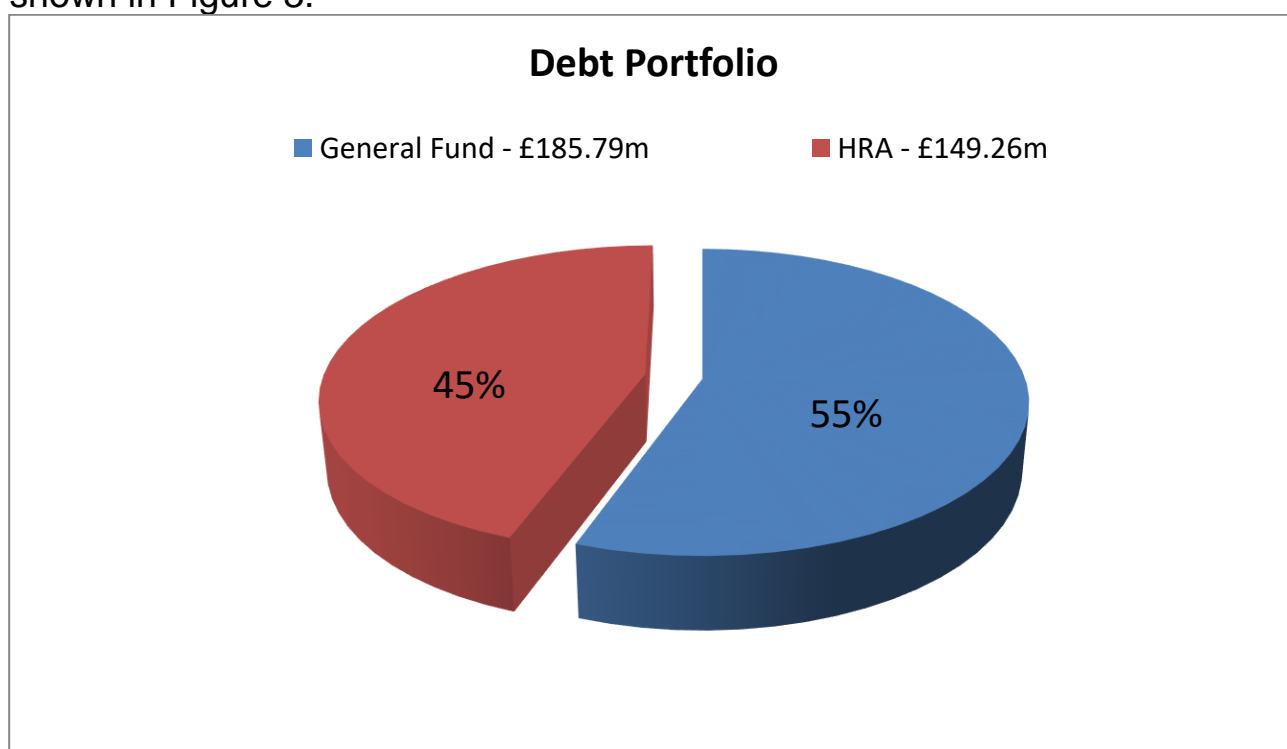
44. There are 9 scheduled repayments of long-term borrowing that will occur this financial year totalling £43.40m. These are detailed in Table 8 below.

Lender	Issue Date	Repayment Date	Amount	Rate	Duration (years)
PWLB	13/10/2009	13/10/2024	£3.00m	3.910%	15.00
PWLB	23/11/2000	05/11/2024	£1.00m	4.750%	23.95
PWLB	03/04/2001	05/11/2024	£1.00m	4.750%	23.59
PWLB	29/01/2024	29/01/2025	£10.00m	5.350%	1.00
PWLB	28/02/2024	28/02/2025	£10.00m	5.460%	1.00
PWLB	27/03/2024	27/03/2025	£5.20m	5.390%	1.00
PWLB	27/03/2024	27/03/2025	£4.80m	4.990%	1.00
PWLB	28/03/2012	31/03/2025	£4.00m	2.870%	13.01
PWLB	28/03/2012	31/03/2025	£4.40m	2.870%	13.01
			<b>£43.40m</b>		

**Table 8 Maturing loans in 2024/25**

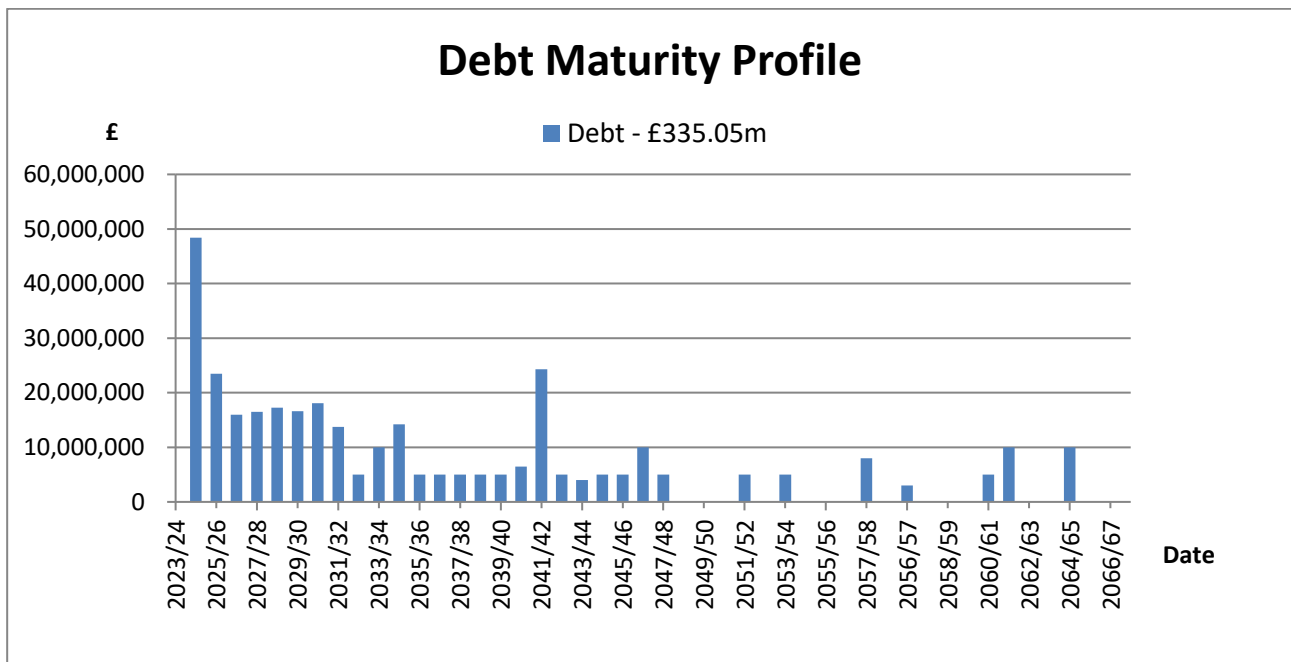
45. No loan rescheduling was done during the first half of the 2024/25 financial year.

46. The Councils £335.05m of fixed interest rate debt, is split between £149.26m for HRA (£119.65m self-financing debt) and £185.79m for General Fund as shown in Figure 3.



### Figure 3 General Fund and HRA debt at 30<sup>th</sup> September 2024

47. Figure 4 illustrates the 2024/25 maturity profile of the Council’s debt portfolio at 30<sup>th</sup> September 2024. The maturity profile, aside from a total of £40,000,000 PWLB debt all taken with 1 year maturities in the final quarter of 2023/24 and the first quarter of 2024/25, shows that there is no large concentration of loan maturity in any one year, thereby spreading the interest rate risk dependency.



**Figure 4 – Debt Maturity Profile at 30<sup>th</sup> September 2024**

48. The timing of when that debt is drawn down depends on the progress of the capital programme. Where greater value can be obtained in borrowing for shorter maturity periods the Council will assess its risk appetite in conjunction with budgetary pressures to minimise total interest costs. Temporary borrowing, including inter authority borrowing, is another borrowing option. Longer-term borrowing could also be undertaken for the purpose of certainty, where that is desirable, or for smoothing the maturity profile of debt repayments.

49. It is anticipated that the total of £40m PWLB loans with 1 year maturities will be re-financed in the second half of 2024/25, likely on the same 1 year maturity basis, while waiting for further falls in interest rates for longer term debt durations as the current market and Link Group forecasts show. This is because cash balances will be utilised during the second half of 2024/25 and the Council will need to cover its under-borrowed position. While there is an element of interest rate risk, it is felt this is the most prudent course of action in the current interest rate environment and a better option for the longer-term Treasury Management budget meaning that higher interest rate loans mature sooner.

50. Table 9 shows PWLB Certainty borrowing rates available for selected loan durations between 1st April 2024 and 30<sup>th</sup> September 2024 at the highest, lowest and average rates.

	<b>PWLB Certainty borrowing rates by duration of loan</b>				
	<b>1 Year</b>	<b>5 Year</b>	<b>10 Year</b>	<b>25 Year</b>	<b>50 Year</b>
High	5.61%	5.14%	5.18%	5.61%	5.40%
Low	4.78%	4.31%	4.52%	5.08%	4.88%
Average	5.24%	4.76%	4.88%	5.35%	5.14%

**Table 9 – PWLB Borrowing Rates 1<sup>st</sup> April 2024 to 30<sup>th</sup> September 2024**

## **Compliance with Treasury Policy and Prudential Indicators**

51. The Prudential Indicators for 2024/25 included in the Treasury Management Strategy Statement (TMSS) are based on the requirements of the Council’s capital programme and approved at Budget Council on 22<sup>nd</sup> February 2024 and can be viewed here <https://democracy.york.gov.uk/ieListDocuments.aspx?CId=331&MID=13928#A167008> and here <https://democracy.york.gov.uk/ieListDocuments.aspx?CId=733&MId=13934&Ver=4>.
52. The Treasury Management budget was set in light of the council’s expenditure plans and the wider economic market conditions, based on advice from Link Group.
53. It is a statutory duty for the Council to determine and keep under review the “Affordable Borrowing Limits” included in the Prudential Indicators. During the first half of financial year 2024/25 the Council has operated within the Treasury limits and Prudential Indicators set out in the TMSS for 2024/25.
54. An update of the Prudential Indicators is shown in Annex A.

## **Consultation Analysis**

55. Treasury Management strategy and activity is influenced by the capital investment and revenue spending decisions made by the Council. Both the revenue and capital budgets have been through a corporate process of consultation and consideration by the elected politicians.

## Options Analysis and Evidential Basis

56. The Treasury Management Mid-Year Review and Prudential Indicators detail the Treasury Management portfolio at 30th September 2024 and is for the review of the Executive Member for Finance to show compliance with Treasury policy and ensure the continued performance of the Treasury Management function.

## Organisational Impact and Implications

57. The Treasury Management function aims to achieve the optimum return on investments commensurate with the proper levels of security, and to minimise the interest payable by the Council on its debt structure. It thereby contributes to all Council Plan priorities.

- **Financial** - The financial details of the Treasury Management quarterly report are contained in the body of the report.
- **Human Resources (HR)** - n/a
- **Legal** – Treasury Management activities have to conform to the Local Government Act 2003, the Local Authorities (Capital; Finance and Accounting) (England) Regulations 2003 (SI 2003/3146), which specifies that the Council is required to have regard to the CIPFA Prudential Code and the CIPFA Treasury Management Code of Practice and also the Local Authorities (Capital Finance and Accounting) (England) (Amendment) Regulations 2008 (SI 2008/414), which clarifies the requirements of the Minimum Revenue Provision guidance.
- **Procurement** - n/a
- **Health and Wellbeing** - n/a
- **Environment and Climate action** - n/a
- **Affordability** - The financial implications of the Treasury Management Strategy are contained in the body of the report and set out in the Financial Strategy and Capital Strategy reports also on this agenda.
- **Equalities and Human Rights** - n/a
- **Data Protection and Privacy** - n/a

- **Communications** - n/a
- **Economy** - n/a.
- **Specialist Implications Officers** - n/a

## Risks and Mitigations

58. The Treasury Management function is a high-risk area because of the volume and level of large money transactions. As a result, there are procedures set out for day-to-day Treasury Management operations that aim to reduce the risk associated with high volume high value transactions as set out as part within the Treasury Management Strategy Statement at the start of each financial year. As a result of this the Local Government Act 2003 (as amended), supporting regulations, the CIPFA Prudential Code and the CIPFA Treasury Management in the Public Services Code of Practice (the code) are all adhered to as required.

## Wards Impacted

All

## Contact Details

For further information please contact the authors of this Decision Report.

## Author

<b>Name:</b>	Debbie Mitchell
<b>Job Title:</b>	Director of Finance
<b>Service Area:</b>	Corporate Finance
<b>Email:</b>	Debbie.mitchell@york.gov.uk
<b>Report approved:</b>	Yes
<b>Date:</b>	31/10/2024

## Co-author

<b>Name:</b>	Tony Clark
<b>Job Title:</b>	Senior Accounting Technician
<b>Service Area:</b>	Corporate Finance
<b>Email:</b>	Tony.clark@york.gov.uk

<b>Report approved:</b>	Yes
<b>Date:</b>	31/10/2024

## Background Papers

- Treasury Management Strategy Statement and Prudential Indicators for 2024/25 to 2028/29 and Annexes A, B, C and D to that report.  
<https://democracy.york.gov.uk/ieListDocuments.aspx?CId=733&MId=13934&Ver=4>.

## Annexes

- Annex A – Prudential Indicators 2024/25 Mid-Year Review (30.09.24)

## Glossary of Abbreviations used in the report.

CIPFA	Chartered Institute of Public Finance & Accountancy
CFR	Capital Financing Requirement
CPI	Consumer Prices Index
CYC	City of York Council
DLUHC	Department for Levelling Up, Housing and Communities
GDP	Gross Domestic Product
GF	General Fund
HRA	Housing Revenue Account
MHCLG	Ministry of Housing, Communities and Local Government
MPC	Monetary Policy Committee
MRP	Minimum Revenue Provision
PWLB	Public Works Loan Board
SONIA	Sterling Overnight Index Average
TMSS	Treasury Management Strategy Statement